

Braukmann

L5/L1

WiFi Water Leak Shutoff Valve

Application

The L5 WiFi Water Leak Shutoff Valve responds to water leakage by automatically shutting off the water supply.

It is possible to integrate additional water leakage and frost detectors L1 and W1, the system can be expanded to include additional monitoring areas.

Through the Cable Sensor attached to the actuator or when paired with Resideo's WiFi Leak Detector(s), as soon as water is detected, the L5 could automatically shut off the water to reduce potential water damage.

Approvals

- DVGW material UBA compliant
- ACS
- CE
- WEEE
- RoHS
- REACH
- SINTEF - only for Lead Free version
- WRAS

Special Features

- Includes one 1.5 m Cable Sensor. Additional Cable Sensors can be purchased to expand coverage up to 150 m.
- Remote control the valve open or close by using the Resideo mobile app
- Manual override to turn on or off water



Technical Data

L5 Shut-off valve

Media	
Medium:	Drinking water
Medium temperature:	+2 °C to +65 °C with short time peaks to 80 °C
Pressure values	
Nominal pressure:	PN 16
Specifications	
Thread:	Internal thread EN10226-1
Ball valve mating flange:	F03 (36 mm), ISO 5211

L5 Actuator

Electrical specifications	
Nominal voltage:	15 V DC
Capacity:	15 W
Protection type:	IPX4
Protection class:	III
Power supply:	
Input:	100–240 V AC, 50/60 Hz, 0.6 A
Output:	15 V, 1 A max.
Cable length:	3 m
Specifications	
Torque:	5 Nm
Breakaway torque:	6.5 Nm
Actuator runtime:	< 10 s
Radio connectivity:	WiFi frequency band 2.4 GHz, 802.11 b/g/n Bluetooth 4.1
Operating temperatures	
Ambient temperature:	0 °C to 45 °C
Standards and norms	
Actuator:	CE EMC 2014/30/EU CE RED 2014/53/EU EN 60730-1 EN 60730-2-14 WEEE 2012/19/EU, ES 116
Power supply:	CE EMC 2014/30/EU CE LVD 2014/35/EU

L1 Water leak and frost detector

Electrical specifications	
Voltage:	2 AA Batteries
Protection type:	IP44
Specifications	
Radio connectivity:	WiFi frequency band of 2.4 GHz, 802.11 b/g/n Bluetooth 4.1
Alarm volume:	100 dB(A)
Operating temperatures	
Ambient temperature:	0 °C to +60 °C

Actuator

Product is not designed for continuous valve open/close operation. Valve close/open cycle should be performed a maximum of once every 10 minutes to avoid overheating. Product is designed for indoor use only.

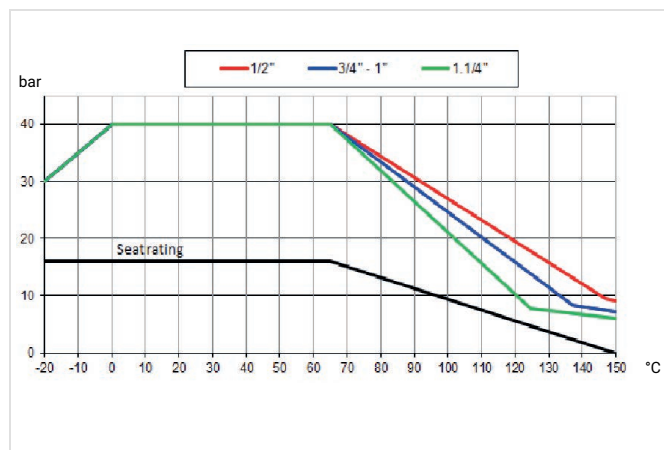
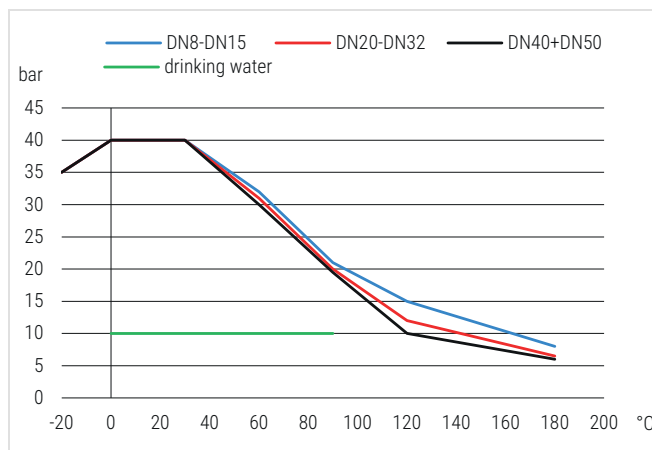
Transportation and Storage

Keep parts in their original packaging and unpack them shortly before use.

The following parameters apply during transportation and storage:

Parameter	Value
Environment:	clean, dry and dust free
Min. ambient temperature:	-30 °C
Max. ambient temperature:	70 °C
Min. ambient relative humidity:	10 % *
Max. ambient relative humidity:	95 % *

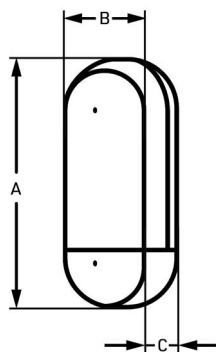
*non condensing

Technical Characteristics**Pressure/temperature chart****L5 Water leak shut-off valve****L5 Water leak shut-off valve Lead Free**

Dimensions

L1 Water leak and frost detector

Overview

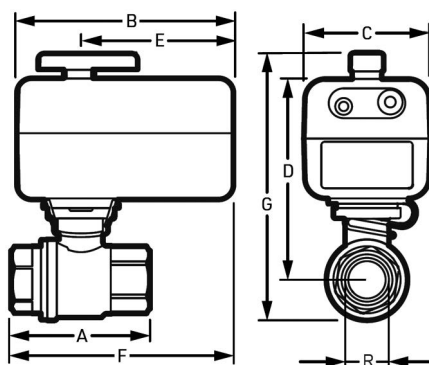


A	B	C
99.4	52.4	28.6

Note: All dimensions in mm unless stated otherwise.

L5 Water leak shut-off valve

Overview



DN	R EN 10226-1	A	B	C	D	E	F	G	k _{vs} -values (m ³ /h)
15	Rp 1/2"	63.5	116	68	101	82	125	131	11
20	Rp 3/4"	68	116	68	108	82	124	144	16.8
25	Rp 1"	85	116	68	112	82	127	152	19.5
32	Rp 1 1/4"	97	116	68	125	82	139	172	31.7

Note: All dimensions in mm unless stated otherwise.

L5 Water leak shut-off valve Lead Free

DN	R EN 10226-1	A	B	C	D	E	F	G	k _{vs} -values (m ³ /h)
15	Rp 1/2"	60	116	68	95	82	124	125	9.8
20	Rp 3/4"	70	116	68	98	82	123	134	17
25	Rp 1"	80	116	68	105	82	125	147	28
32	Rp 1 1/4"	94	116	68	110	82	138	157	42.7

Note: All dimensions in mm unless stated otherwise.



Ordering Information

The following tables contain all the information you need to make an order of an item of your choice.
When ordering, please always state the type, the ordering or the part number.

Options

DN	Description	Item No.
15	L5 WiFi water leak shutoff valve with 1/2" ball valve, includes L1 WiFi leak detector (WE)	VWS01Y015E
20	L5 WiFi water leak shutoff valve with 3/4" ball valve, includes L1 WiFi leak detector (WE)	VWS01Y020E
25	L5 WiFi water leak shutoff valve with 1" ball valve, includes L1 WiFi leak detector (WE)	VWS01Y025E
32	L5 WiFi water leak shutoff valve with 1 1/4" ball valve, includes L1 WiFi leak detector (WE)	VWS01Y032E
15	L5 WiFi water leak shutoff valve with 1/2" ball valve (WE)	VWS02Y015E
20	L5 WiFi water leak shutoff valve with 3/4" ball valve (WE)	VWS02Y020E
25	L5 WiFi water leak shutoff valve with 1" ball valve (WE)	VWS02Y025E
32	L5 WiFi water leak shutoff valve with 1 1/4" ball valve (WE)	VWS02Y032E
-	L1 WIFI water leak and freeze detector single pack	RWLD3006-01

Accessories

	Description		Length	Item No.
	WLD3CABLE-E	Water leakage sensor cable		
			1.5 m	WLD3CABLE-E
	VB-SP02Y001E	WiFi actuator		
				VB-SP02Y001E



Ademco 1 GmbH, Hardhofweg 40,
74821 MOSBACH, GERMANY
Phone: +49 6261 810

Manufactured for and on behalf of
Pittway Sàrl, Z.A., La Pièce 6,
1180 Rolle, Switzerland

Subject to change. EN0H-1950GE23 R1123
© 2023 Resideo Technologies, Inc.
All rights reserved.